


Download the Procare: Childcare App onto your phone from the app store. You will receive an email invitation from the school with your login information.

How to sign your child in or out using the QR Scan Contactless Sign In/Out:

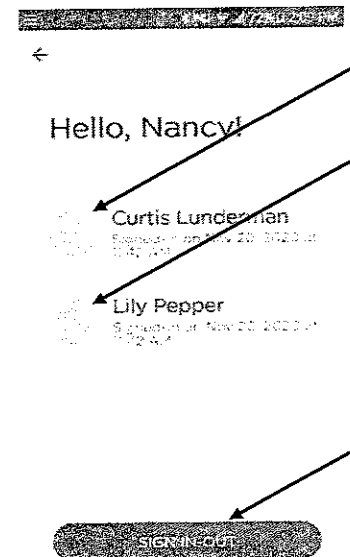
- Upon arrival to the school, open your Procare App and Log in if necessary
- Click on the Reader Icon at the top right; this will activate your camera




- Point your camera at the QR code and follow the steps on your phone to sign in/out:



If you have more than one child, the app will ask who you want to sign in. Click on the circle to select each child.



Once you have selected the child(ren) you wish to Sign In/Out click the blue button.



You will then see a pop-up that says "Sign In/Out Successful!" and it will return to the home page.